

# Agilent

## 4338B Milliohm Meter

### 10 $\mu\Omega$ to 100 k $\Omega$

Technical Overview




#### Introduction

Ideal for precise measurements of extremely low resistances using an ac test signal, the Agilent Technologies 4338B suits bench-top applications that require flexible testing and reliable results. The milliohm meter satisfies system throughput demands for fast, high-quality measurements.



**Agilent Technologies**

# The Agilent 4338B



## Satisfy Your Needs for ...

### High-quality testing

- Remove parasitics with error correction
- Achieve consistent results with 0.4% basic accuracy
- Verify test connections with contact check function
- Stabilize data with selectable measurement times and averaging
- Eliminate trigger timing errors with trigger delay

### Operating versatility

- Select from 5 impedance parameters
- Pick from 7 probes, test fixtures, and accessories
- Configure the instrument quickly with Save/Recall
- Reduce test complexity with auto-measurement function

### Fast test throughput

- Get 34 ms/measurement speed
- Perform Pass/Fail testing with comparator function
- Operate remotely via the GPIB interface
- Use the built-in handler interface

## Key Parameters and Specifications

### Test frequency:

1 kHz

### Impedance parameter sets:

R, |Z| $\theta$ , R-L, R-X

### Basic accuracy:

0.4%

### Test current levels:

1  $\mu$ A, 10  $\mu$ A, 100  $\mu$ A, 1 mA, 10 mA

### Error correction:

Short compensation

### Display digits:

3, 4, or 5 digits (selectable)

### Save/recall:


10 instrument states

### Interfaces:

GPIB and handler interface

### Satisfy your need for high-quality testing

- Resolve data to 5 digits
- Make precise measurements with 0.4% basic accuracy
- Eliminate impedance calculations; select the parameter you need: R, |Z|,  $\theta$ , L, X
- Verify DUT performance under simulated operating conditions
- Perform dry contact testing with minimal test signal ( $\leq 20$  mV)
- Obtain high-confidence testing with contact check function



### Test electromechanical devices

- Perform dry contact testing with low-level test signals
- Select from a variety of probes and test fixtures to fit your application
- Resolve measurements to  $10 \mu\Omega$
- Test switches, cables, connectors, relays, and pc board traces

Make precise ultra-low resistance measurements with the 4338B.

### Evaluate battery internal resistance

- Protect your investment with voltage protection on terminals (Max. 42 Vdc)
- Perform non-invasive testing with no effects on charge/discharge cycles
- Avoid polarization effects with an ac test signal



### System features for automation in manufacturing

- Maximize accuracy with error correction
- Automate testing with GPIB interface for computer control
- Reduce ground-loops with isolated handler interface
- Continue testing after ac power loss with non-volatile memory
- Perform pass/fail testing with comparator function (HIGH, IN, LOW)

Use the milliohm meter for electromechanical contact testing.



The 4338B is ideal for battery evaluation.

# Agilent 4338B Specifications

## Measurement accuracy

Measured Resistance Rm (Ω)	Test Signal Current				
	1μA	10μA	100μA	1mA	10mA
100k	$0.4 + 0.0005 R_m$				
10k	$0.4 + \frac{250}{R_m} + 0.0005 R_m$				
1k	$0.4 + \frac{13}{R_m} + 0.0005 R_m$	$0.4 + \frac{25}{R_m} + 0.0005 R_m$			
100	$0.4 + \frac{4}{R_m} + 0.0005 R_m$	$0.4 + \frac{1.3}{R_m} + 0.0005 R_m$	$0.4 + \frac{2.5}{R_m} + 0.0005 R_m$		
10	$0.4 + \frac{1.5}{R_m}$	$0.4 + \frac{0.4}{R_m}$	$0.4 + \frac{0.13}{R_m}$	$0.4 + \frac{0.25}{R_m}$	
1		$0.4 + \frac{0.15}{R_m}$	$0.4 + \frac{0.041}{R_m}$	$0.4 + \frac{0.014}{R_m}$	$0.4 + \frac{0.025}{R_m}$
100m			$0.4 + \frac{0.018}{R_m}$	$0.4 + \frac{0.005}{R_m}$	$0.4 + \frac{0.0023}{R_m}$
10m				$0.4 + \frac{0.0025}{R_m}$	$0.4 + \frac{0.0014}{R_m}$
1m			$1.2 + \frac{0.0025}{R_m}$	$1.2 + \frac{0.0012}{R_m}$	
100μ					
10μ					

Table 1. Measurement accuracy (± % of reading)

### Measurement conditions

The following test conditions apply for the data shown in Table 1:<sup>1</sup>

1. Warm-up time: ≥ 30 minutes
2. Ambient temperature: 23 °C ± 5 °C
3. Test cable length: 0 meter
4. Short error correction performed.
5. Measurement time: LONG

### Measurement parameters/ranges

Parameter	Range
R	10 μΩ to 100 kΩ
X,  Z	10 μΩ to 100 kΩ (typical)
L	10 nH to 10 H (typical)
θ	-180° to +180°

1. Other test-condition data is available in the operation manual.

## Measurement conditions and functions

*Test frequency:* 1 kHz  $\pm$  0.1%

*AC test signal level (rms current):*  
1  $\mu$ A, 10  $\mu$ A, 100  $\mu$ A, 1 mA, 10 mA

*Maximum applied AC voltage:*  
20 mV peak

*Maximum DC voltage to BNC terminals:* 42 V

*Ranging:* Auto and hold

*Maximum cable length:* 2 meters

*Trigger:* Internal, manual, and external

*Delay time:* 0 to 9999 ms in 1-ms steps

*Averaging:* 1 to 256

*Measurement time (typical):*

Short	Medium	Long
34 ms	70 ms	900 ms

## Other instrument functions

*Math functions:* Deviation ( $\Delta$ ) and percent deviation ( $\% \Delta$ ).

*Short error correction:*

Eliminates measurement errors due to parasitic impedances in cables and test fixtures.

*Comparator:* HIGH, IN, and LOW for primary and secondary parameters.

*Continuous memory:* All instrument settings are automatically saved for up to 72 hours when power is lost or the instrument is turned off.

*Save/recall:* 10 instrument states from non-volatile memory.

*Contact check:* Detects contact failure.

*GPIB:* Implementation of IEEE-488 for control and data.

*Handler interface:*

Negative logic and optically isolated; output signals: HIGH/IN/LOW, end-of-measurement, index, and alarm; input signals are keylock and external trigger.

## Physical characteristics

*Power:* 90-132 Vac or 198-264 Vac. 47-66 Hz. 45 VA typical.

*Operating temperature:* 0 °C to 45 °C

*Dimensions:* 320(W) x 100(H) x 300(D) mm

*Weight:* 4.5 kg

# Test Fixtures/Accessories for the Agilent 4338B Milliohm Meter




**16005B Kelvin clip lead (large)**  
Cable length, 0.4 meter. Jaws mate with large terminal devices. One lead supplied only.



**16006A pin-type probe lead**  
Cable length, 0.4 meter. Spring-loaded probe tips for firm contact. Useful for manual contact measurements. One lead supplied only.



**16064B LED display/trigger box**  
Displays comparator status. Cable length, 1.5 meters. External trigger.



**16005C Kelvin IC clip lead (red clip)**  
**16005D Kelvin IC clip lead (black clip)**  
Cable length, 0.4 meter. Small contacts for devices with fine leads. One lead supplied only.



**16007A alligator clip lead (red clip)**  
**16007B alligator clip lead (black clip)**  
Alligator clip lead. Cable length, 0.4 meter. Each test lead has a separate alligator clip voltage and current terminal. One lead supplied only.



**16143B mating cable**  
Interface between test leads and 4338B. Cable length, 0.5 meter.



**16338A test lead kit**  
Contains one each of the following: 16143B, 16005C, 16005D, 16007A, 16007B, carrying case. Contains two each of the following: 16005B and 16006A.

## Ordering information

### Agilent 4338B milliohm meter

#### *Furnished accessories:*

Power cable

(Test fixtures are not furnished as standard.)

#### Manual options<sup>1</sup>

**4338B-AB0** Taiwan - Chinese localization

**4338B-AB1** Korea - Korean localization

**4338B-ABA** U.S. - English localization

**4338B-ABD** Germany - German localization

**4338B-ABF** France - French localization

**4338B-ABJ** Japan - Japanese localization

**4338B-0BW** Add service manual

#### Cabinet options

**4338B-1CM** Rack mount kit

**4338B-1CN** Front handle kit

(Rack flange handle kit is not compatible.)

#### Calibration certificate option

**4338B-1A7** ISO 17025 compliant calibration

## Test fixtures and accessories:

**16005B** Kelvin clip lead (1 lead only)

**16005C** Kelvin IC clip lead, red clip (1 lead only)

**16005D** Kelvin IC clip lead, black clip (1 lead only)

**16006A** pin-type probe lead (1 lead only)

**16007A** alligator clip lead, red (1 lead only)

**16007B** alligator clip lead, black (1 lead only)

**16143B** mating cable (Requires 2 leads)

**16338A** test lead kit. Includes 16005B/5C/5D/6A/7A/7B leads, 16143B mating cable and carrying case.

**16064B** LED display/trigger box

---

1. Manual is not furnished as standard.



## Agilent Email Updates

[www.agilent.com/find/emailupdates](http://www.agilent.com/find/emailupdates)

Get the latest information on the products and applications you select.

### Agilent Technologies' Test and Measurement Support, Services, and Assistance

Agilent Technologies aims to maximize the value you receive, while minimizing your risk and problems. We strive to ensure that you get the test and measurement capabilities you paid for and obtain the support you need. Our extensive support resources and services can help you choose the right Agilent products for your applications and apply them successfully. Every instrument and system we sell has a global warranty. Support is available for at least five years beyond the production life of the product. Two concepts underlie Agilent's overall support policy: "Our Promise" and "Your Advantage."

#### Our Promise

Our Promise means your Agilent test and measurement equipment will meet its advertised performance and functionality. When you are choosing new equipment, we will help you with product information, including realistic performance specifications and practical recommendations from experienced test engineers. When you use Agilent equipment, we can verify that it works properly, help with product operation, and provide basic measurement assistance for the use of specified capabilities, at no extra cost upon request. Many self-help tools are available.

#### Your Advantage

Your Advantage means that Agilent offers a wide range of additional expert test and measurement services, which you can purchase according to your unique technical and business needs. Solve problems efficiently and gain a competitive edge by contracting with us for calibration, extra-cost upgrades, out-of-warranty repairs, and onsite education and training, as well as design, system integration, project management, and other professional engineering services. Experienced Agilent engineers and technicians worldwide can help you maximize your productivity, optimize the return on investment of your Agilent instruments and systems, and obtain dependable measurement accuracy for the life of those products.

#### Agilent T&M Software and Connectivity

Agilent's Test and Measurement software and connectivity products, solutions and developer network allows you to take time out of connecting your instruments to your computer with tools based on PC standards, so you can focus on your tasks, not on your connections. Visit [www.agilent.com/find/connectivity](http://www.agilent.com/find/connectivity) for more information.

#### By internet, phone, or fax, get assistance with all your test & measurement needs

##### Phone or Fax

###### United States:

(tel) 800 829 4444

###### Canada:

(tel) 877 894 4414

(fax) 905 282 6495

###### China:

(tel) 800 810 0189

(fax) 800 820 2816

###### Europe:

(tel) (31 20) 547 2323

(fax) (31 20) 547 2390

###### Japan:

(tel) (81) 426 56 7832

(fax) (81) 426 56 7840

##### Korea:

(tel) (82 2) 2004 5004

(fax) (82 2) 2004 5115

##### Latin America:

(tel) (305) 269 7500

(fax) (305) 269 7599

##### Taiwan:

(tel) 0800 047 866

(fax) 0800 286 331

##### Other Asia Pacific

###### Countries:

(tel) (65) 6375 8100

(fax) (65) 6836 0252

Email:

[tm\\_asia@agilent.com](mailto:tm_asia@agilent.com)

#### Online Assistance:

[www.agilent.com/find/assist](http://www.agilent.com/find/assist)

Product specifications and descriptions in this document subject to change without notice.

© Agilent Technologies, Inc. 1996, 2000, 2003, 2004

Printed in USA, April 2, 2004

5964-6183E



Agilent Technologies